

EXTRA

Live in bright spaces



NovaBell



LIVE IN BRIGHT SPACES.

Superfici scenografiche che nascono dalle innovazioni tecnologiche NovaBell. Extra è un nuovo modo di concepire il gres porcellanato effetto marmo, elegante, lussuoso e di assoluta tendenza.

Striking surfaces based on NovaBell's technological innovations. Extra is a new way of conceiving elegant, luxurious and highly trendy marble-look porcelain stoneware.

BEST CHOICE.

Esattamente come accade per le pietre naturali, Extra è una selezione di marmi in gres porcellanato che estrae il meglio dalla tecnologia industriale; a partire dalle materie prime che rendono i fondi più chiari e luminosi fino ai pigmenti colorati che riflettono grafiche profonde, sempre più autentiche e naturali.

Just like natural stone, Extra is a selection of porcelain stoneware marbles that extracts the best from industrial technology: from the raw materials that make the backgrounds lighter and brighter to the colourful pigments featuring deep, authentic and natural graphic effects.



CALACATTA SELECT



ONICE BIANCO



PULPIS GREY

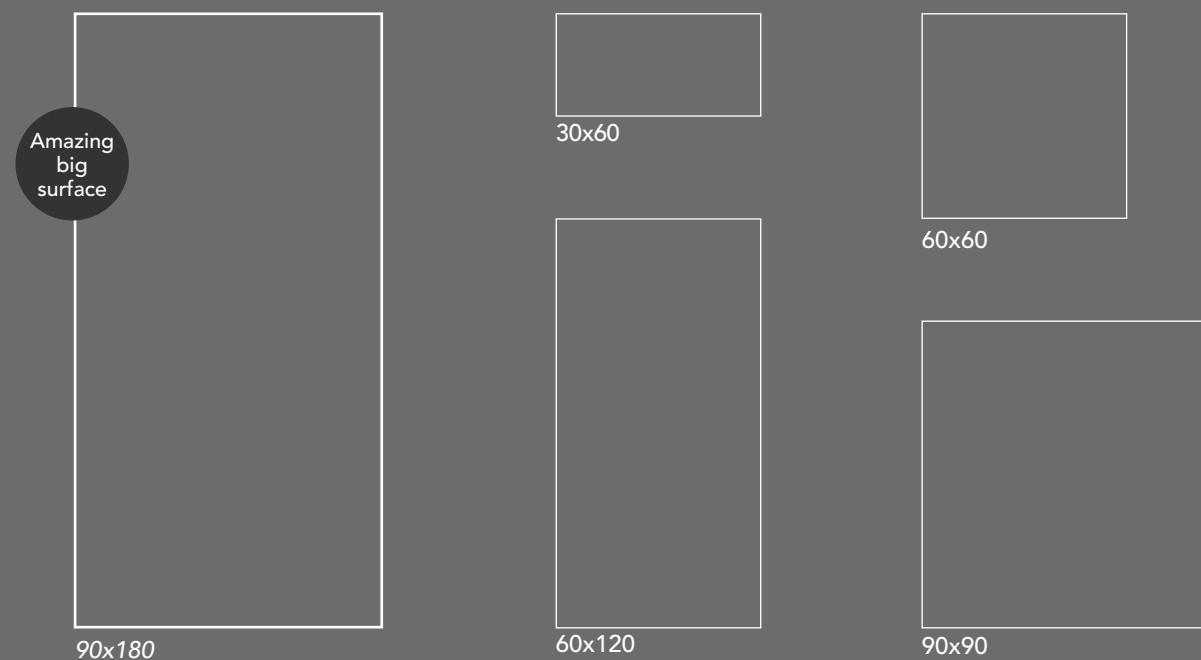


PULPIS BEIGE



SCENIC WHITE

EXTRA SIZES AND TWO ELEGANT SURFACES.




Extra fonde in 2 superfici e 5 formati tutta la bellezza NovaBell. La collezione, ricca di soluzioni modulari, è impreziosita dal magnifico 90x180 cm che dona continuità grafica e visiva a pareti e pavimenti.

Extra combines all the beauty of NovaBell into 2 surfaces and 5 sizes. The collection, which features a range of modular solutions, is enhanced by the magnificent 90x180 cm size, which lends graphic and visual continuity to walls and floors.

◆ NATURAL SURFACE.

Le superfici naturali di Extra riflettono magnifiche venature realizzate con smalti traslucenti. L'innovativo effetto si rivela in controluce mostrando il dialogo tra la materia setosa e i brillanti segni grafici.

Extra's natural surfaces feature magnificent vein patterns created with translucent glazes. The innovative effect is revealed against the light, revealing a dialogue between the silky material and the brilliant graphic effects.





ONICE BIANCO

PREZIOSE SFUMATURE MINERALI
CHE SCORRONO SU SUPERFICI
BRILLANTISSIME.

EXQUISITE MINERAL SHADES
COVER BRILLIANT SURFACES.





Onice Bianco
90x180
Intreccio Lev. Onice / Beige
30x30

Onice Bianco
90x180



DECORATIVE DETAIL.



INTRECCIO
30x30



Il programma decorativo Extra mette in scena mosaici e moduli lineari che dialogano con le texture in movimento. La frammentazione musiva decora elegantemente le pareti donando grande personalità alle superfici.

The Extra decorative range features mosaics and linear modules that dialogue with moving textures. The mosaic fragmentation elegantly decorates the walls, accentuating the surfaces' personality.

PULPIS GREY

I TONI DELLE VENATURE
PROFONDE CHE REGALANO
CROMIE UNICHE E RICERCATE.

THE TONES OF DEEP VEIN
PATTERNS CONVEY UNIQUE,
SOPHISTICATED COLOURS.





PULPIS GREY

STONE LANGUAGE.

Le venature e le sfumature che caratterizzano la materia in gres porcellanato non sono pure riproduzioni ma tracce visibili di uno studio profondo della superficie. Che siano fondi o tagli decorativi, l'effetto marmo è ricco di dettagli e tonalità cromatiche; il tutto proiettato su una superficie brillante che diffonde la luce.

The vein patterns and shading that characterise porcelain stoneware material are not pure reproductions, but visible traces of a profound study of the surface. Whether plain tiles or decorative cuts, the marble look is packed with details and colour tones; all projected onto a brilliant surface that diffuses light.



Modulo Mix Pulpis Grey Levigato
60x120

Pulpis Grey 60x120



CALACATTA SELECT

IL BIANCO PIÙ PURO E LUMINOSO
CHE FA LA DIFFERENZA.

THE PUREST, BRIGHTEST WHITE
THAT MAKES ALL THE DIFFERENCE.

PURE COMBINATIONS.



Calacatta Select con la sua superficie bianca e delicatamente disegnata testimonia l'innovazione NovaBell all'insegna di una nuova era estetica; la sua purezza si combina armoniosamente con materie complementari che ne esaltano la bellezza. Gli effetti marmo e legno di NovaBell giocano un ruolo ben preciso che fonde insieme i due materiali architettonici per eccellenza.

With its delicately designed white surface, Calacatta Select demonstrates NovaBell's innovation, heralding a new aesthetic era; its purity is harmoniously combined with complementary materials that enhance its beauty. NovaBell's marble and wood looks play a very specific role, blending together two classic architectural materials.

Calacatta Select
90x180
EICHE Timber
26x160

Calacatta Select
90x90
EICHE Timber
26x160


PULPIS BEIGE

LA MATERIA LUCENTE
ATTRAVERSATA DA STRIATURE
DORATE CHE DONANO ELEGANZA.

A GLOSSY MATERIAL EMBELLISHED
WITH ELEGANT GOLD STREAKS.







COMFORTABLE SURFACE.



ESAGONA
39,2x34,5

I mosaici Extra sono elementi decorativi studiati per esaltare tutte le superfici. Le pareti destinate ad accogliere i materiali NovaBell acquistano una lussuosa semplicità e tutta la praticità del gres porcellanato Extra.

Extra mosaics are decorative elements designed to enhance all surfaces. Walls designed to feature NovaBell materials acquire a luxurious simplicity and all the practicality of Extra porcelain stoneware.



SCENIC WHITE

IL BLACK&WHITE CHE DISEGNA LE SUPERFICI
CON MAGNETISMO E PERSONALITÀ.

BLACK & WHITE IMBUE SURFACES WITH
MAGNETISM AND PERSONALITY.






Scenic White
90x180
Chevron Lev. Scenic White / DolceVita
29,4x28,4

Scenic White
90x90

CREATIVE DESIGN.



LISCA
28x28

30
EXTRA

Le scenografiche superfici disegnano lo spazio con elegantissime texture black&white. Pareti e pavimenti riflettono venature decise su un fondo bianco incontaminato e purissimo che dona all'architettura un'atmosfera vivida e cristallina.

The striking surfaces adorn the space with elegant black&white textures. Walls and floors display bold vein patterns on a pristine, pure white background, giving architecture a vivid, crystalline atmosphere.

Lisca Lev. Scenic White
28x28



31

Onice Bianco
Levigato



ITEMS

Onice Bianco
Naturale







CALACATTA SELECT

- LEVIGATO
POLISHED
GESCHLIFFEN
POLI
- ◆ NATURALE
NATURAL
NATÜRLICH
NATUREL


- 5
90x180
 - 10
90x90
 - 20
60x120
 - 40
60x60
 - 80
30x60
- GRAFICHE DIVERSE
DIFFERENT PATTERNS
DIFFÉRENTS MOTIFS
VERSCHIEDENE MUSTER




90x180 / 35^{7/16}x70^{7/8} ■




30x60 / 11^{13/16}x47^{1/4} ■◆



60x120 / 23^{5/8}x47^{1/4} ■◆




90x90 / 35^{7/16}x35^{7/16} ■◆




60x60 / 23^{5/8}x23^{5/8} ■◆


| 90x90 35 ^{7/16} x35 ^{7/16} | 60x120 23 ^{5/8} x47 ^{1/4} | 60x60 23 ^{5/8} x23 ^{5/8} | 30x60 11 ^{13/16} x23 ^{5/8} | |
|---|---|--|---|---|
| NATURALE / RETTIFICATO | | | | |
| EXT 89RT ⁰² 1120 | EXT 82RT ⁰² 1090 | EXT 80RT ⁰³ 1070 | EXT 86RT ⁰⁶ 1065 | |
| 90x180 35 ^{7/16} x70 ^{7/8} | 90x90 35 ^{7/16} x35 ^{7/16} | 60x120 23 ^{5/8} x47 ^{1/4} | 60x60 23 ^{5/8} x23 ^{5/8} | 30x60 11 ^{13/16} x23 ^{5/8} |
| LEVIGATO / RETTIFICATO | | | | |
| EXT 88LR ⁰¹ 1135 | EXT 89LR ⁰² 1125 | EXT 82LR ⁰² 1115 | EXT 80LR ⁰³ 1105 | EXT 86LR ⁰⁶ 1095 |




30x30 - 11^{13/16}x11^{13/16} ¹⁰
EXT 885L Mosaico 5x5 ³¹²⁵
Calacatta Levigato




30x30 - 11^{13/16}x11^{13/16} ¹⁰
EXT 884L Basket Lev. ³¹³⁰
Calacatta / Dolcevita




EXT 885N Mosaico 5x5 ¹⁰
Calacatta Naturale ³¹¹⁵




29,4x28,4 - 11^{9/16}x11^{3/16} ⁰⁷
EXT 889L Chevron Lev. ³¹⁵⁰
Calacatta / Dolcevita




39,2x34,5 - 15^{7/16}x13^{9/16} ⁰⁵
EXT 887L Esagona Lev. ³¹⁷⁵
Calacatta / Dolcevita




30x30 - 11^{13/16}x11^{13/16} ¹⁰
EXT 881L Intreccio Lev. ³¹³⁰
Calacatta / Dolcevita




28x28 - 11"x11" ¹⁰
EXT 883L Lisca Lev. ³¹³⁰
Calacatta



30x37,5 - 11^{13/16}x14^{3/4} ⁰⁶
EXT 882L Round ³¹⁶⁵
Calacatta Lev./Nat.





60x120 - 23^{5/8}x47^{1/4} ⁰²
EXT 880L Modulo Mix Calacatta Levigato ⁶⁵²



ONICE BIANCO


■ LEVIGATO
 POLISHED
 GESCHLIFFEN
 POLI

◆ NATURALE
 NATURAL
 NATÜRLICH
 NATUREL




30x60 / 11^{13/16}x47^{1/4} ■◆


90x180 / 35^{7/16}x70^{7/8} ■



60x120 / 23^{5/8}x47^{1/4} ■◆



90x90 / 35^{7/16}x35^{7/16} ■◆




60x60 / 23^{5/8}x23^{5/8} ■◆

| | | | |
|---|---|---|---|
| 90x90 35 ^{7/16} x35 ^{7/16} | 60x120 23 ^{5/8} x47 ^{1/4} | 60x60 23 ^{5/8} x23 ^{5/8} | 30x60 11 ^{13/16} x23 ^{5/8} |
| NATURALE / RETTIFICATO | | | |
| EXT 39RT 02 1120 | EXT 32RT 02 1090 | EXT 30RT 03 1070 | EXT 36RT 06 1065 |

| | | | | |
|---|---|---|---|---|
| 90x180 35 ^{7/16} x70 ^{7/8} | 90x90 35 ^{7/16} x35 ^{7/16} | 60x120 23 ^{5/8} x47 ^{1/4} | 60x60 23 ^{5/8} x23 ^{5/8} | 30x60 11 ^{13/16} x23 ^{5/8} |
| LEVIGATO / RETTIFICATO | | | | |
| EXT 38LR 01 1135 | EXT 39LR 02 1125 | EXT 32LR 02 1115 | EXT 30LR 03 1105 | EXT 36LR 06 1095 |




30x30 - 11^{13/16}x11^{13/16} 10
EXT 335L Mosaico 5x5 3125
Onice Levigato



30x30 - 11^{13/16}x11^{13/16} 10
EXT 334L Basket Lev. 3130
Onice / Beige




EXT 335N Mosaico 5x5 10
Onice Naturale 3115



39,2x34,5 - 15^{7/16}x13^{9/16} 05
EXT 337L Esagona Lev. 3175
Onice / Beige



29,4x28,4 - 11^{9/16}x11^{3/16} 07
EXT 339L Chevron Lev. 3150
Onice / Beige




30x30 - 11^{13/16}x11^{13/16} 10
EXT 331L Intreccio Lev. 3130
Onice / Beige




28x28 - 11"x11" 10
EXT 333L Lisca Lev. 3130
Onice



30x37,5 - 11^{13/16}x14^{3/4} 06
EXT 332L Round 3165
Onice Lev./Nat.



60x120 - 23^{5/8}x47^{1/4} 02
EXT330L Modulo Mix Onice Levigato 652



60x120 - 23^{5/8}x47^{1/4} 02
EXT330L Modulo Mix Onice Levigato 652

5
 90x180

10
 90x90

20
 60x120

40
 60x60

80
 30x60


GRAFICHE DIVERSE
 DIFFERENT PATTERNS
 DIFFÉRENTS MOTIFS
 VERSCHIEDENE MUSTER



PULPIS BEIGE

LEVIGATO
 POLISHED
 GESCHLIFFEN
 POLI

NATURALE
 NATURAL
 NATÜRLICH
 NATUREL



30x60 / 11"13/16x47"1/4



90x180 / 35"7/16x70"7/8

60x120 / 23"5/8x47"1/4



90x90 / 35"7/16x35"7/16




60x60 / 23"5/8x23"5/8

| | | | |
|--|--|--|--|
| 90x90 35"7/16x35"7/16 | 60x120 23"5/8x47"1/4 | 60x60 23"5/8x23"5/8 | 30x60 11"13/16x23"5/8 |
| NATURALE / RETTIFICATO | | | |
| EXT 49RT 02 1120 | EXT 42RT 02 1090 | EXT 40RT 03 1070 | EXT 46RT 06 1065 |


| | | | | |
|--|--|--|--|--|
| 90x180 35"7/16x70"7/8 | 90x90 35"7/16x35"7/16 | 60x120 23"5/8x47"1/4 | 60x60 23"5/8x23"5/8 | 30x60 11"13/16x23"5/8 |
| LEVIGATO / RETTIFICATO | | | | |
| EXT 48LR 01 1135 | EXT 49LR 02 1125 | EXT 42LR 02 1115 | EXT 40LR 03 1105 | EXT 46LR 06 1095 |

GRAFICHE DIVERSE
 DIFFERENT PATTERNS
 DIFFÉRENTS MOTIFS
 VERSCHIEDENE MUSTER



30x30 - 11"13/16x11"13/16
EXT 445L Mosaico 5x5
Beige Levigato


EXT 445N Mosaico 5x5
Beige Naturale




30x30 - 11"13/16x11"13/16
EXT 444L Basket Lev.
Beige / Calacatta




29,4x28,4 - 11"9/16x11"3/16
EXT 449L Chevron Lev.
Beige / Calacatta



39,2x34,5 - 15"7/16x13"9/16
EXT 447L Esagona Lev.
Beige / Calacatta



30x30 - 11"13/16x11"13/16
EXT 441L Intreccio Lev.
Beige / Calacatta



28x28 - 11"x11"
EXT 443L Lisca Lev.
Beige



30x37,5 - 11"13/16x14"3/4
EXT 442L Round
Beige Lev./Nat.



60x120 - 23"5/8x47"1/4
EXT 440L Modulo Mix Beige Levigato



EXT 440L Modulo Mix Beige Levigato



PULPIS GREY


- LEVIGATO
POLISHED
GESCHLIFFEN
POLI
- ◆ NATURALE
NATURAL
NATÜRLICH
NATUREL

- 5
90x180
- 10
90x90
- 20
60x120
- 40
60x60
- 80
30x60

GRAFICHE DIVERSE
DIFFERENT PATTERNS
DIFFÉRENTS MOTIFS
VERSCHIEDENE MUSTER



90x180 / 35^{7/16}x70^{7/8} ■ ◆



30x60 / 11^{13/16}x47^{1/4} ■ ◆



60x120 / 23^{5/8}x47^{1/4} ■ ◆



90x90 / 35^{7/16}x35^{7/16} ■ ◆



60x60 / 23^{5/8}x23^{5/8} ■ ◆


| | | | |
|--|--|--|--|
| 90x90 35 ^{7/16} x35 ^{7/16} | 60x120 23 ^{5/8} x47 ^{1/4} | 60x60 23 ^{5/8} x23 ^{5/8} | 30x60 11 ^{13/16} x23 ^{5/8} |
| NATURALE / RETTIFICATO | | | |
| EXT 29RT 02 1120 | EXT 22RT 02 1090 | EXT 20RT 03 1070 | EXT 26RT 06 1065 |

| | | | | |
|--|--|--|--|--|
| 90x180 35 ^{7/16} x70 ^{7/8} | 90x90 35 ^{7/16} x35 ^{7/16} | 60x120 23 ^{5/8} x47 ^{1/4} | 60x60 23 ^{5/8} x23 ^{5/8} | 30x60 11 ^{13/16} x23 ^{5/8} |
| LEVIGATO / RETTIFICATO | | | | |
| EXT 28LR 01 1135 | EXT 29LR 02 1125 | EXT 22LR 02 1115 | EXT 20LR 03 1105 | EXT 26LR 06 1095 |



30x30 - 11^{13/16}x11^{13/16} 10
EXT 225L Mosaico 5x5 3125
Pulpis Grey Levigato


EXT 225N Mosaico 5x5 10
Pulpis Grey Naturale 3115




30x30 - 11^{13/16}x11^{13/16} 10
EXT 224L Basket Lev. 3130
Pulpis Grey / Calacatta



29,4x28,4 - 11^{9/16}x11^{3/16} 07
EXT 229L Chevron Lev. 3150
Pulpis Grey / Calacatta




39,2x34,5 - 15^{7/16}x13^{9/16} 05
EXT 227L Esagona Lev. 3175
Pulpis Grey / Calacatta



30x30 - 11^{13/16}x11^{13/16} 10
EXT 221L Intreccio Lev. 3130
Pulpis Grey / Calacatta



28x28 - 11"x11" 10
EXT 223L Lisca Lev. 3130
Pulpis Grey



30x37,5 - 11^{13/16}x14^{3/4} 06
EXT 222L Round
Pulpis Grey Lev./Nat. 3165



60x120 - 23^{5/8}x47^{1/4} 02
EXT 220L Modulo Mix Dolcevita Levigato 652



60x120 - 23^{5/8}x47^{1/4} 02
EXT 220L Modulo Mix Dolcevita Levigato 652



SCENIC WHITE

■ LEVIGATO
POLISHED
GESCHLIFFEN
POLI

◆ NATURALE
NATURAL
NATÜRLICH
NATUREL

- 5
90x180
- 10
90x90
- 20
60x120
- 40
60x60
- 80
30x60

GRAFICHE DIVERSE
DIFFERENT PATTERNS
DIFFÉRENTS MOTIFS
VERSCHIEDENE MUSTER



90x180 / 35^{7/16}x70^{7/8} ■ ◆



30x60 / 11^{13/16}x47^{1/4} ■ ◆



60x120 / 23^{5/8}x47^{1/4} ■ ◆



90x90 / 35^{7/16}x35^{7/16} ■ ◆




60x60 / 23^{5/8}x23^{5/8} ■ ◆

| 90x90 35 ^{7/16} x35 ^{7/16} | 60x120 23 ^{5/8} x47 ^{1/4} | 60x60 23 ^{5/8} x23 ^{5/8} | 30x60 11 ^{13/16} x23 ^{5/8} | |
|---|---|--|---|---|
| NATURALE / RETTIFICATO | | | | |
| EXT 09RT ⁰² 1120 | EXT 02RT ⁰² 1090 | EXT 00RT ⁰³ 1070 | EXT 06RT ⁰⁶ 1065 | |
| 90x180 35 ^{7/16} x70 ^{7/8} | 90x90 35 ^{7/16} x35 ^{7/16} | 60x120 23 ^{5/8} x47 ^{1/4} | 60x60 23 ^{5/8} x23 ^{5/8} | 30x60 11 ^{13/16} x23 ^{5/8} |
| LEVIGATO / RETTIFICATO | | | | |
| EXT 08LR ⁰¹ 1135 | EXT 09LR ⁰² 1125 | EXT 02LR ⁰² 1115 | EXT 00LR ⁰³ 1105 | EXT 06LR ⁰⁶ 1095 |



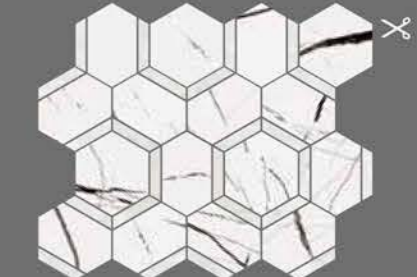
30x30 - 11^{13/16}x11^{13/16} ¹⁰
EXT 005L Mosaico 5x5 ³¹²⁵
Scenic White Levigato



30x30 - 11^{13/16}x11^{13/16} ¹⁰
EXT 004L Basket Lev. ³¹³⁰
Scenic White / Dolcevita




EXT 005N Mosaico 5x5 ¹⁰
Scenic White Naturale ³¹¹⁵



39,2x34,5 - 15^{7/16}x13^{9/16} ⁰⁵
EXT 007L Esagona Lev. ³¹⁷⁵
Scenic White / Dolcevita



29,4x28,4 - 11^{9/16}x11^{13/16} ⁰⁷
EXT 009L Chevron Lev. ³¹⁵⁰
Scenic White / Dolcevita



30x30 - 11^{13/16}x11^{13/16} ¹⁰
EXT 001L Intreccio Lev. ³¹³⁰
Scenic White / Dolcevita



28x28 - 11"x11" ¹⁰
EXT 003L Lisca Lev. ³¹³⁰
Scenic White




30x37,5 - 11^{13/16}x14^{3/4} ⁰⁶
EXT 002L Round ³¹⁶⁵
Scenic White Lev./Nat.



60x120 - 23^{5/8}x47^{1/4} ⁰²
EXT 000L Modulo Mix Scenic White Levigato ⁶⁵²



TECHNICAL

| TECHNICAL | DIN 51130 | DIN 51097 | BCR | ANSI DCOF | DEEP ABRASION RESISTANCE | MOHS | RECOMMENDED USE | RESISTANCE TO STAINING | ANSI A 137.1 |
|-------------------|-----------|-----------|--------------------------|------------|--------------------------|------|-----------------|------------------------|---|
| N NATURAL | R9 | - | DRY > 0.40 WET > 0.40 | WET ≥ 0.42 | < 175 mm ³ | ≥ 5 | 4 | 5 |  |
| L LEVIGATO | - | - | DRY > 0.40 WET > 0.40 | - | < 175 mm ³ | - | 3 | 3 | |

IMBALLI e PESI

| SIZES | PZ | BOX | | PALLET | | | THICKNESS |
|--------|----|----------------|------|--------|----------------|------|-----------|
| | | m ² | kg | BOX | m ² | kg | |
| 90x180 | 1 | 1,620 | 38,3 | 36 | 58,320 | 1379 | 9,5 |
| 90x90 | 2 | 1,620 | 38,1 | 22 | 35,640 | 839 | 9,5 |
| 60x120 | 2 | 1,440 | 30,4 | 32 | 46,080 | 973 | 9,5 |
| 60x60 | 3 | 1,080 | 22,5 | 40 | 43,200 | 900 | 9,5 |
| 30x60 | 6 | 1,080 | 22,3 | 40 | 43,200 | 892 | 9,5 |

DATI TECNICI

Technical features / Technische eigenschaften / Caracteristiques techniques

The International reference standards: ISO - ASTM

| Characteristics and Test methods | Requirements EN 14411 ⁽¹⁾ - G / ISO 13006 ⁽²⁾ - G | Our general values |
|--|---|--|
| Determination of water absorption - (ISO 10545-3) | Average value E _s ≤ 0.5 % / Individual maximum 0.8% | ≤ 0.06 % Average value and individual maximum |
| Classification | Definition § 3.2 and § 3.7 | Bl ₁ - Porcelain tiles |
| Modulus of rupture - (ISO 10545-4) | Average ≥ 35 N/mm ² | Physical properties ≥ 35 N/mm ² |
| Breaking strength - (ISO 10545-4) | Average ≥ 1300 N for thickness ≥ 7.5 mm Average ≥ 700 N for thickness < 7.5 mm | Complies |
| Resistance to deep abrasion - (ISO 10545-6) | Max volume abraded ≤ 175 mm ³ | < 175 mm ³ |
| Resistance to surface abrasion - (ISO 10545-7) | Abrasion class and cycles passed | Class 0 - 5 |
| Recommended use | Novabell criterion | Class 4 (see Annex N - ISO 13006 / EN 14411) |
| Coefficient of linear thermal expansion - (ISO 10545-8) | Declared value ⁽¹⁾ / Test method available ⁽²⁾ | < 7.1 x 10 ⁻⁶ °C ⁻¹ |
| Thermal shock resistance - (ISO 10545-9) | Pass according to EN ISO 10545-9 ⁽¹⁾ / Test method available ⁽²⁾ | Complies |
| Crazing resistance - (ISO 10545-11) | Pass according to EN ISO 10545-11 ⁽¹⁾ / Required ⁽²⁾ | Complies |
| Frost resistance - (ISO 10545-12) | Pass according to EN ISO 10545-12 ⁽¹⁾ / Required ⁽²⁾ | Complies |
| Moisture expansion - (ISO 10545-10) | Declared value ⁽¹⁾ / Test method available ⁽²⁾ | ≤ 0.2 mm/m |
| Small colour differences - (ISO 10545-16) | ΔE _{cmc} < 0.75 ⁽¹⁾ | If agreed |
| Impact resistance - (ISO 10545-5) | Declared value ⁽¹⁾ / Test method available ⁽²⁾ | COR > 0.75 |
| Reaction to fire | Class A1 or A1 _{fl} ⁽¹⁾ | A1 / A1 _{fl} (Classified Without Testing (CWT) - 964903 ED) |
| Mohs hardness scale - (ex EN 101 / BS 6431-13) | - | ≥ 5 |
| Chemical resistance - (GL) (ISO 10545-13): | Declared value ⁽¹⁾ / Manufacturer is to state classification ⁽²⁾ | Resistant (see "Maintenance and care" section) |
| • Resistance to low and high concentrations of acids and alkalis | Minimum class B | A |
| • Resistance to household chemicals and swimming pool salts | Minimum class B | |
| Resistance to staining - (ISO 10545-14) | Minimum class 3 | |
| Release of dangerous substances - (ISO 10545-15) | Declared value ⁽¹⁾ / Test method available ⁽²⁾ | |
| Dimensions - (ISO 10545-2) | See ANNEX G | |
| Surface quality - (ISO 10545-2 § 7) | A minimum of 95% of the tiles shall be free from visible defects that would impair the appearance of a major area tiles | |
| Determination of anti-slip properties - Workrooms and fields of activities with raised slip danger, walking method - Ramp test (DIN 51130) - Germany | BGR / ASR | From R9 to R13 |
| Dynamic Coefficient Friction wet and dry condition (BCR - ex BCRA) Italy | DM n. 236 / 1989 | μ > 0.40 |


(1) Requirements according to EN 14411 (2) Requirements according to ISO 13006

The International reference standards: ANSI - ASTM


| Characteristics and Test methods | Requirements ANSI A 137.1 | Our general values |
|---|---|---|
| Determination of water absorption - (ASTM C 373) | Average value E _s ≤ 0.5 % | Average value ≤ 0.06% |
| Classification | Definition § 3.0 | Porcelain tiles |
| Breaking strength - (ASTM C 648) | Average ≥ 250 lbf (1.11 kN) Individual ≥ 225 lbf (1.00 kN) | Complies |
| Visible abrasion - (ASTM C 1027) | As reported | Class 0 - 5 |
| Recommended use | Novabell criterion (see Annex N - ISO 13006 / EN 14411) | Class 4 |
| Thermal shock resistance - (ASTM C 428) | Pass | Complies |
| Crazing resistance - (ASTM C 424) | Pass | Complies |
| Resistance to freeze/thaw cycling - (ASTM C 1026) | As reported | Resistant |
| Bond strength - (ASTM C 482) | ≥ 50 psi (0.34 MPa) | > 1 MPa |
| Color Uniformity - (ASTM C 609 and ANSI A 137.1 Section 9.3) ⁽²⁾ | V0 - 3 Juds | See the specific section |
| Mohs hardness scale - (ex EN 101 / BS 6431-13) | - | ≥ 5 |
| Chemical resistance - (ASTM C 650) | As reported | Resistant |
| Stain resistance - (ASTM C 1378) | As reported | Resistant |
| Dimensions - (ASTM C 499) - (ASTM C 485) - (ASTM C 502) | See ANSI A 137.1 - Tab.10 | Dimensions - Calibrated tiles Complies |
| Dimensions - (ASTM C 499) - (ASTM C 485) - (ASTM C 502) | See ANSI A 137.1 - Tab.10 | Dimensions - Rectified tiles Complies |
| DCOF Resistance (ANSI A 137.1 Section 9.6) | ≥ 0.42 ⁽¹⁾ | Slipperiness DCOF ≥ 0.42 |

(1) For level interior spaces expected to be walked upon when wet (2) For V0 tiles only


MERCHANDISING




PG EXT FT




PG EXT 60x120




PG EXT 60x60



PG EXT 90x90



PG EXT 90x180

 La tabella in italiano con i dati tecnici è scaricabile su www.novabell.it

 Si vous le souhaitez, téléchargez le tableau contenant les données techniques en français en allant sur www.novabell.it

 The English language technical specification for each collection can be downloaded from www.novabell.it

 Die Tabelle in deutscher Sprache kann auf www.novabell.it heruntergeladen werden.



**EXTRA
NATURALE**

 Utilizzare il QR CODE per scaricare le schede tecniche

 Use the QR CODE to download data sheets



**EXTRA
LEVIGATO**

 Veuillez utiliser le QR CODE pour télécharger les fiches techniques

 QR CODE benutzen um die technische datenblätter runter zu laden

LEED® CERTIFICATION COMPLIANT

EXTRA E' UN PRODOTTO CON PARTICOLARI CARATTERISTICHE DI ECOSOSTENIBILITA', CHE CONTRIBUISCE ALL'OTTENIMENTO DEI CREDITI PER LA CERTIFICAZIONE LEED (LEADERSHIP IN ENERGY AND ENVIROMENTAL DESIGN).

EXTRA IS A PRODUCT WITH PARTICULAR ENVIRONMENTAL SUSTAINABILITY CHARACTERISTICS, THAT HELPS IN OBTAINING POINTS FOR LEED (LEADERSHIP IN ENERGY AND ENVIRONMENTAL DESIGN) CERTIFICATION.

EXTRA IST EIN AUSGESPROCHEN UMWELTFREUNDLICHES PRODUKT, DAS ZUM ERREICHEN DER PUNKTE FÜR DIE ZERTIFIZIERUNG NACH LEED (LEADERSHIP IN ENERGY AND ENVIROMENTAL DESIGN) BEITRÄGT.

LA SERIE EXTRA PRESENTE DE CARACTERISTIQUES SPECIFIQUES DE DEVELOPPEMENT DURABLE; ELLE CONTRIBUS A OBTENIR DE CREDITS POUR LA CERTIFICATION LEED (LEADERSHIP IN ENERGY AND ENVIROMENTAL DESIGN).







CAT-EXT

